

McHENRY COUNTY SHERIFF'S OFFICE





Bill Prim, Sheriff



INTEROFFICE MEMORANDUM

DATE: January 29, 2020
TO: Lt. Acevedo
FROM: Sgt. Laudick
SUBJECT: 2019 PREA Annual Report

The attached annual PREA report (Per § 115.88 Data storage, publication, and destruction) is for your review and approval. Please return the report to me for any corrections.

Name	Initial Approval	Date
Lt. Acevedo		1-29-20
Chief Sitkie	 1301	1-29-20
Undersheriff Pagan		1/31/20
Sheriff Prim		1/31/20



McHENRY COUNTY ADULT CORRECTIONAL FACILITY

Prison Rape Elimination Act

2019 PREA Coordinator's Annual Report



This report has been prepared in accordance with §115.87 and o§115.88 of the PREA Standards in order to address and improve the effectiveness of McHenry County Adult Correctional Facility in sexual abuse prevention, detection, and response policies, practices, and training. In subsequent years, the information collected for this report will be used to identify problem areas and to take corrective action on an ongoing basis.

Prison Rape Elimination Act (PREA)

The Prison Rape Elimination Act (PREA) is a federal law that prohibits sexual misconduct in correctional settings such as prisons, jails, lockups, juvenile facilities and Immigration Services/ICE detention facilities.

The McHenry County Sheriff's Office is committed to enforcing a zero-tolerance policy for sexual abuse or assault of detainees/inmates, either by staff or other detainees/inmates. It shall be the policy of the McHenry County Sheriff's Office Corrections Division to provide a safe and secure environment for all detainees, employees, contractors and volunteers, free from the threat of sexual abuse or assault by maintaining a *Sexual Abuse and Assault Prevention and Intervention Program* that ensures effective procedures for preventing, reporting, responding to, investigating and tracking incidents or allegations of sexual abuse or assault. The Corrections Division shall conduct investigations in a manner that avoids unnecessary embarrassment or indignity to the detainee/inmate. It shall also be the policy of the McHenry County Sheriff's Office to pursue administrative, disciplinary and/or criminal sanctions against any detainee/inmate, staff member, contractor or volunteer found to have committed sexual abuse or assault against a detainee/inmate. It shall be the responsibility of the Medical staff to provide immediate first-aid to the victim and to refer the detainee/inmate to the appropriate medical facility.

General Information

During 2012, there were 7,467 new admissions into the McHenry County Adult Correctional Facility. Of the new admissions, 6,324 were males and 1,143 were females. The average daily population was 465 (436 males and 29 females).

During 2013, there were 6,524 new admissions into the McHenry County Adult Correctional Facility. Of the new admissions, 5,458 were males and 1,066 were females. The average daily population was 410 (377 males and 33 females).

During 2014, there were 6,639 new admissions into the McHenry County Adult Correctional Facility. Of the new admissions, 5,539 were males and 1,099 were females. The average daily population was 384 (349 males and 35 females).

During 2015, there were 6,368 new admissions into the McHenry County Adult Correctional Facility. Of the new admissions, 5,565 were males and 1,002 were females. The average daily population was 354 (324 males and 30 females).

During 2016, there were 6,626 new admissions into the McHenry County Adult Correctional Facility. Of the new admissions, 5,525 were males and 1,101 were females. The average daily population was 439 (378 males and 39 females).

During 2017, there were 6,623 new admissions into the McHenry County Adult Correctional Facility. Of the new admissions, 5,410 were males and 1,212 were females. The average daily population was 209 (389 males and 47 females).

During 2018, there were 6,846 new admissions into the McHenry County Adult Correctional Facility. Of the new admissions, 5,604 were males and 1,242 were females. The average daily population was 436 (419 males and 65 females).

During 2019, there were 6,452 new admissions into the McHenry County Adult Correctional Facility. Of the new admissions, 5,200 were males and 1,252 were females. The average daily population was 501 (412 males and 63 females). We have a new category for 2019 "Non-Reportable". The auditor who completed our last audit informed the Corrections Division that we were reporting too much information, so, the Non-Reportable category was created.

Definitions of Findings

Substantiated: Allegation investigated and the investigation indicated that the alleged event did occur.

Unsubstantiated: Allegation investigated and insufficient evidence to make a determination as to whether or not event occurred.

Unfounded: Allegation investigated and investigation indicated alleged event did not occur.

Non-PREA: Allegation investigated and investigation indicated PREA alleged event did not occur.

Ongoing: Investigation is ongoing.

Other Facility: Incident occurred in a facility other than McHenry County.

Out of Country: Any allegations/incidents reported by detainees/inmates that occurred in a country other than the USA.

***New For 2019* Non-Reportable:** Allegation investigated and investigation indicated that allegation was fabricated, fictional, or untrue or an incident that happened in another facility at least six (6) months prior to being reported by the detainee/inmate.

PREA Incident Reviews

The McHenry County Adult Correctional Facility has implemented a Sexual Abuse Incident Review group per PREA Standard §115.86. Under this Standard, the Corrections Division must conduct a sexual abuse incident review at the conclusion of every sexual abuse investigation, including where the allegation has not been substantiated, unless the allegation has been determined to be unfounded. Such review will ordinarily occur within thirty (30) days of the conclusion of the investigation. The review team will include upper-level management officials, with input from line supervisors, investigators, and medical or mental health practitioners. The Corrections Division will implement the recommendations for improvement, or document its reasons for not doing so.

Review Criteria:

1. Consider whether the allegation or investigation indicates a need to change policy or practice to better prevent, detect, or respond to sexual abuse;
2. Consider whether the alleged incident was motivated by race; ethnicity; gender identity; lesbian, gay, bisexual, transgender, or intersex identification, status, or perceived status; or gang affiliation; or was motivated or otherwise caused by other group dynamics at the facility;
3. Examine the area in the facility where the allegation occurred to assess whether physical barriers in the area may enable abuse;
4. Assess the adequacy of staffing levels in that area during different shifts;
5. Assess whether monitoring technology should be deployed or augmented to supplement supervision by staff; and
6. Prepare a report of its findings, including but not necessarily limited to determinations made pursuant to paragraphs (d)(1) through (d)(5) of this section, and any recommendations for improvement and submit such report to the facility head and PREA compliance manager.

Analysis/Corrective Action

None needed this reporting period.

PREA Activity

A table on the next page indicates the number of “Detainee/Inmate Against Detainee/Inmate”, “Staff Against Detainee/Inmate”, and “Detainee/Inmate Against Staff” reports that occurred each year.

PREA Report Findings

A table on the next page indicates the findings of the investigations into “**Detainee/Inmate Against Detainee/Inmate**” PREA allegations listed in the PREA Report Activity table on the preceding page.

A table on the next page indicates the findings of the investigations into “**Staff Against Detainee/Inmate**” PREA allegations listed in the PREA Report Activity table on the preceding page.

A table on the next page indicates the findings of the investigations into “**Detainee/Inmate Against Staff**” PREA allegations listed in the PREA Report Activity table on the preceding page.

PREA Activity				
January - December	Detainee/Inmate Against Detainee/Inmate Reports	Staff Against Detainee/Inmates Reports	Detainee/Inmate Against Staff Reports	Medical Intake Screening
2012	1	1	0	*****
2013	3	2	0	*****
2014	10	5	0	*****
2015	17	8	1	*****
2016	21	11	0	*****
2017	24	2	0	1
2018	20	14	1	0
2019	8	4	1	0

Detainee/Inmates Against Detainee/Inmate								
January - December	Substantiated	Unsubstantiated	Unfounded	Non-PREA	Ongoing	Other Facility	Out of Country	Non-Reportable
2012	0	0	1	0	0	*****	*****	*****
2013	0	1	0	2	0	*****	*****	*****
2014	1	0	5	4	0	*****	*****	*****
2015	4	7	1	3	2	*****	*****	*****
2016	0	8	3	1	0	8	1	*****
2017	6	4	4	6	0	4	0	*****
2018	0	2	3	8	2	4	1	*****
2019	0	1	2	2	1	2	0	7

Staff Against Detainee/Inmate								
January - December	Substantiated	Unsubstantiated	Unfounded	Non-PREA	Ongoing	Other Facility	Out of Country	Non-Reportable
2012	0	0	1	0	0	*****	*****	*****
2013	0	0	1	1	0	*****	*****	*****
2014	1	0	3	1	0	*****	*****	*****
2015	1	0	5	0	2	*****	*****	*****
2016	2	1	4	0	0	3	*****	*****
2017	0	1	0	0	0	1	0	*****
2018	0	3	7	1	0	2	1	*****
2019	0	0	3	0	0	1	0	7

Detainee/Inmate Against Staff								
January - December	Substantiated	Unsubstantiated	Unfounded	Non- PREA	Ongoing	Other Facility	Out of Country	Non- Reportable
2012	0	0	0	0	0	*****	*****	*****
2013	0	0	0	0	0	*****	*****	*****
2014	0	0	0	0	0	*****	*****	*****
2015	1	0	0	0	0	*****	*****	*****
2016	0	0	0	0	0	0	0	*****
2017	0	0	0	0	0	0	0	*****
2018	0	0	0	1	0	0	0	*****
2019	0	1	0	0	0	0	0	0