

McHENRY COUNTY SHERIFF'S OFFICE

Robb Tadelman, Sheriff



INTEROFFICE MEMORANDUM





DATE: January 03, 2025

TO: Lt. Burke

FROM: Sgt. Zenk

SUBJECT: 2024 PREA Annual Report

The attached annual PREA report (Per § 115.88 Data storage, publication, and destruction) is for your review and approval. Please return the report to me for any corrections.

Name	Initial Approval	Date
Lt. Burke		1/7/2025
Chief Sciame		1/7/2025
Undersheriff Bucci		1/8/25
Sheriff Tadelman		1/23/25



McHENRY COUNTY ADULT CORRECTIONAL FACILITY

Prison Rape Elimination Act

2024 PREA Coordinator's Annual Report



This report has been prepared in accordance with §115.87 and §115.88 of the PREA Standards to address and improve the effectiveness of the McHenry County Adult Correctional Facility in sexual abuse prevention, detection, and response policies, practices, and training. In subsequent years, the information collected for this report will be used to identify problem areas and to take corrective action on an ongoing basis.

Prison Rape Elimination Act (PREA)

The Prison Rape Elimination Act (PREA) is a federal law that prohibits sexual misconduct in correctional settings such as prisons, jails, lockups, juvenile facilities, and Immigration Services/ICE detention facilities.

The McHenry County Sheriff's Office is committed to enforcing a zero-tolerance policy for sexual abuse or assault of detainees or inmates, either by staff or other detainees or inmates. It shall be the policy of the McHenry County Sheriff's Office Corrections Division to provide a safe and secure environment for all inmates, employees, contractors, and volunteers free from the threat of sexual abuse or assault by maintaining a *Sexual Abuse and Assault Prevention and Intervention Program* that ensures effective procedures for preventing, reporting, responding to, investigating, and tracking incidents or allegations of sexual abuse or assault. The Corrections Division shall conduct investigations in a manner that avoids unnecessary embarrassment or indignity to the inmate. It shall also be the policy of the McHenry County Sheriff's Office to pursue administrative, disciplinary, and/or criminal sanctions against any inmate, staff member, contractor, or volunteer found to have committed sexual abuse or assault against an inmate. It shall be the responsibility of the medical staff to provide immediate first aid to the victim and to refer the inmate to the appropriate medical facility.

General Information

During 2015, there were 6,353 new admissions into the McHenry County Adult Correctional Facility. Of the new admissions, 5,359 were male and 994 were female. The average daily population was 385 (350 males and 35 females).

During 2016, there were 6,610 new admissions into the McHenry County Adult Correctional Facility. Of the new admissions, 5,515 were male and 1,095 were female. The average daily population was 440 (398 males and 42 females).

During 2017, there were 6,615 new admissions into the McHenry County Adult Correctional Facility. Of the new admissions, 5,405 were male and 1,210 were female. The average daily population was 472 (416 males and 56 females). ****Note**** There were two numerical errors made this year that caused the numbers between the reported and actual numbers to be off.

During 2018, there were 6,844 new admissions into the McHenry County Adult Correctional Facility. Of the new admissions, 5,603 were male and 1,241 were female. The average daily population was 510 (441 males and 69 females).

During 2019, there were 6,452 new admissions into the McHenry County Adult Correctional Facility. Of the new admissions, 5,200 were male and 1,252 were female. The average daily population was 503 (436 males and 67 females). We have a new category for 2019: "non-reportable." The auditor who completed our last audit informed the Corrections Division that we were reporting too much information, so the non-reportable category was created.

During 2020, there were 3,980 new admissions into the McHenry County Adult Correctional Facility. Of the new admissions, 3,312 were male and 668 were female. The average daily population was 372 (333 males and 39 females).

During 2021, there were 3407 new admissions into the McHenry County Adult Correctional Facility. Of the new admissions, 2,764 were male and 643 were female. The average daily population was 338 (301 males and 37 females). In 2021, there were two substantiated staff instances of sexual harassment. 1 was contract staff, and 1 was custody staff. Both staff members are no longer employed at this facility.

During 2022, there were 2974 new admissions into the McHenry County Adult Correctional Facility. Of the new admissions, 2,297 were male and 677 were female. The average daily population was 221 (194 males and 27 females).

During 2023, there were 3,073 new admissions into the McHenry County Adult Correctional Facility. Of the new admissions, 2,371 were male and 702 were female. The average daily population was 216 (191 males and 25 females).

During 2024, there were 3,728 new admissions into the McHenry County Adult Correctional Facility. Of the new admissions, 2,980 were male and 748 were female. The average daily population was 373 (350 males and 23 females.)

Findings Definitions

Substantiated: The allegation was investigated, and the investigation indicated that the alleged event did occur.

Unsubstantiated: The allegation was investigated, but there is insufficient evidence to determine whether or not an event occurred.

Unfounded: Allegations were investigated, and the investigation indicated the alleged event did not occur.

Non-PREA: The allegation was investigated, and the investigation revealed that the PREA-alleged event did not take place.

Ongoing: The investigation is ongoing.

Other Facility: An incident occurred outside of McHenry County.

Out of Country: Any allegations or incidents reported by detainees or inmates that occurred in a country other than the USA

Non-Reportable: The allegation was investigated, and the investigation indicated that the allegation was fabricated, fictional, or untrue, or an incident that happened in another facility at least six (6) months prior to being reported by the detainee or inmate.

Incident Reviews at PREA

The McHenry County Adult Correctional Facility has implemented a Sexual Abuse Incident Review Group per PREA Standard 115.86. Under this standard, the Corrections Division must conduct a sexual abuse incident review at the conclusion of every sexual abuse investigation, including where the allegation has not been substantiated, unless the allegation has been determined to be unfounded. Such a review will ordinarily occur within thirty (30) days of the conclusion of the investigation. The review team will include upper-level management officials with input from line supervisors, investigators, and medical or mental health practitioners. The Corrections Division will either implement the recommendations for improvement or document its reasons for not doing so.

Review Criteria:

1. Consider whether the allegation or investigation indicates a need to change policy or practice to better prevent, detect, or respond to sexual abuse.
2. Consider whether the alleged incident was motivated by race, ethnicity, gender identity, lesbian, gay, bisexual, transgender, or intersex identification, status, or perceived status; or gang affiliation; or was motivated by or otherwise caused by other group dynamics at the facility.
3. Examine the area in the facility where the allegation occurred to assess whether physical barriers in the area may enable abuse.
4. Assess the adequacy of staffing levels in that area during different shifts.
5. Assess whether monitoring technology should be deployed or augmented to supplement supervision by staff and
6. Prepare a report of its findings, including but not necessarily limited to determinations made pursuant to paragraphs (d)(1) through (d)(5) of this section and any recommendations for improvement, and submit such a report to the facility head and PREA compliance manager.

Analysis: There were zero (0) substantiated incidents of inmate-on-inmate or staff-on-inmate sexual abuse or sexual harassment.

Corrective Action: No Corrective action needed to be taken.

Training: We are dedicated to giving initial and annual refresher training to all staff and the inmates receive information on our zero-tolerance policy, what constitutes a PREA violation and how to report a PREA allegation.

PREA Activity

A table on the next page indicates the total number of "detainee/inmate against detainee/inmate," "staff against detainee/inmate," and reports that occurred each year.

PREA Report Findings

A table on the next page indicates the findings of the investigations into "inmate against inmate" PREA allegations listed in the PREA Report Activity table on the preceding page.

A table on the next page indicates the findings of the investigations into "staff against inmate" PREA allegations listed in the PREA Report Activity table on the preceding page.

TOTALS			
January - December	Detainee/Inmate Against Detainee/Inmate Reports	Staff Against/Detainee Inmates Reports	Medical Intake Screening
2015	17	9	*****
2016	21	11	*****
2017	25	2	1
2018	20	14	0
2019	17	13	0
2020	19	3	1
2021	12	0	3
2022	15	11	9
2023	25	24	6
2024	32	27	6

Detainee/Inmates Against Detainee/Inmate								
January - December	Substantiated	Unsubstantiated	Unfounded	Non-PREA	Ongoing	Other Facility	Out of Country	Non-Reportable
2015	4	7	1	3	2	*****	*****	*****
2016	0	8	3	1	0	8	1	*****
2017	6	4	4	6	0	4	0	*****
2018	0	2	3	8	2	4	1	*****
2019	0	1	2	2	1	2	0	9
2020	0	3	1	2	0	2	0	7
2021	1	3	0	3	0	0	0	5
2022	5	2	1	1	0	2	0	4
2023	1	4	1	5	0	2	0	12
2024	0	9	5	11	0	5	0	2

Staff Against Detainee/Inmate								
January - December	Substantiated	Unsubstantiated	Unfounded	Non-PREA	Ongoing	Other Facility	Out of Country	Non-Reportable
2015	2	0	5	0	2	*****	*****	*****
2016	2	1	4	0	0	3	*****	*****
2017	0	1	0	0	0	1	0	*****
2018	0	3	7	1	0	2	1	*****
2019	0	0	3	0	0	3	0	7
2020	0	0	1	1	0	3	0	3
2021	2	0	6	0	0	2	1	0
2022	1	2	4	1	0	1	0	2
2023	0	2	4	14	0	0	0	4
2024	0	2	12	8	0	4	0	1