


McHENRY COUNTY SHERIFF'S OFFICE


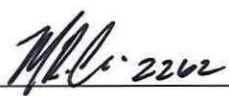


Bill Prim, Sheriff



INTEROFFICE MEMORANDUM

DATE: February 15, 2022
TO: Lt. Wienke
FROM: Sgt. Burke  #1579
SUBJECT: 2021 PREA Annual Report

The attached annual PREA report (Per § 115.88 Data storage, publication, and destruction) is for your review and approval. Please return the report to me for any corrections.

Name	Initial Approval	Date
Lt. Wienke	 11661	15 FEB 22
Chief Clesceri	 M.C. 2262	2/16/22
Undersheriff Tadelman	 1728	2/18/22
Sheriff Prim	 31	2/23/22



MC HENRY COUNTY ADULT CORRECTIONAL FACILITY

Prison Rape Elimination Act

2021 PREA Coordinator's Annual Report



This report has been prepared in accordance with §115.87 and o§115.88 of the PREA Standards in order to address and improve the effectiveness of McHenry County Adult Correctional Facility in sexual abuse prevention, detection, and response policies, practices, and training. In subsequent years, the information collected for this report will be used to identify problem areas and to take corrective action on an ongoing basis.

Prison Rape Elimination Act (PREA)

The Prison Rape Elimination Act (PREA) is a federal law that prohibits sexual misconduct in correctional settings such as prisons, jails, lockups, juvenile facilities and Immigration Services/ICE detention facilities.

The McHenry County Sheriff's Office is committed to enforcing a zero-tolerance policy for sexual abuse or assault of detainees/inmates, either by staff or other detainees/inmates. It shall be the policy of the McHenry County Sheriff's Office Corrections Division to provide a safe and secure environment for all detainees, employees, contractors and volunteers, free from the threat of sexual abuse or assault by maintaining a *Sexual Abuse and Assault Prevention and Intervention Program* that ensures effective procedures for preventing, reporting, responding to, investigating and tracking incidents or allegations of sexual abuse or assault. The Corrections Division shall conduct investigations in a manner that avoids unnecessary embarrassment or indignity to the detainee/inmate. It shall also be the policy of the McHenry County Sheriff's Office to pursue administrative, disciplinary and/or criminal sanctions against any detainee/inmate, staff member, contractor or volunteer found to have committed sexual abuse or assault against a detainee/inmate. It shall be the responsibility of the Medical staff to provide immediate first-aid to the victim and to refer the detainee/inmate to the appropriate medical facility.

General Information

During 2012, there were 7,440 new admissions into the McHenry County Adult Correctional Facility. Of the new admissions, 6,301 were males and 1,139 were females. The average daily population was 510 (473 males and 37 females).

During 2013, there were 6,503 new admissions into the McHenry County Adult Correctional Facility. Of the new admissions, 5,443 were males and 1,060 were females. The average daily population was 440 (402 males and 38 females).

During 2014, there were 6,615 new admissions into the McHenry County Adult Correctional Facility. Of the new admissions, 5,522 were males and 1,093 were females. The average daily population was 416 (376 males and 40 females).

During 2015, there were 6,353 new admissions into the McHenry County Adult Correctional Facility. Of the new admissions, 5,359 were males and 994 were females. The average daily population was 385 (350 males and 35 females).

During 2016, there were 6,610 new admissions into the McHenry County Adult Correctional Facility. Of the new admissions, 5,515 were males and 1,095 were females. The average daily population was 440 (398 males and 42 females).

During 2017, there were 6,615 new admissions into the McHenry County Adult Correctional Facility. Of the new admissions, 5,405 were males and 1,210 were females. The average daily population was 472 (416 males and 56 females). ****Note**** There were 2 numerical errors made in this year causing the numbers between the reporting and the actual numbers to be off.

During 2018, there were 6,844 new admissions into the McHenry County Adult Correctional Facility. Of the new admissions, 5,603 were males and 1,241 were females. The average daily population was 510 (441 males and 69 females).

During 2019, there were 6,452 new admissions into the McHenry County Adult Correctional Facility. Of the new admissions, 5,200 were males and 1,252 were females. The average daily population was 503 (436 males and 67 females). We have a new category for 2019 "Non-Reportable". The auditor who completed our last audit informed the Corrections Division that we were reporting too much information, so, the Non-Reportable category was created.

During 2020, there were 3,980 new admissions into the McHenry County Adult Correctional Facility. Of the new admissions, 3,312 were males and 668 were females. The average daily population was 372 (333 males and 39 females).

During 2021, there were 3407 new admissions into the McHenry County Adult Correctional Facility. Of the new admissions, 2,764 were males and 643 were females. The average daily population was 338 (301 males and 37 females). In 2021 there were 2 substantiated staff instances of sexual harassment. 1 was contract staff, 1 was custody staff. Both staff members are no longer employed at this facility.

Definitions of Findings

Substantiated: Allegation investigated and the investigation indicated that the alleged event did occur.

Unsubstantiated: Allegation investigated and insufficient evidence to make a determination as to whether or not event occurred.

Unfounded: Allegation investigated and investigation indicated alleged event did not occur.

Non-PREA: Allegation investigated and investigation indicated PREA alleged event did not occur.

Ongoing: Investigation is ongoing.

Other Facility: Incident occurred in a facility other than McHenry County.

Out of Country: Any allegations/incidents reported by detainees/inmates that occurred in a country other than the USA.

Non-Reportable: Allegation investigated and investigation indicated that allegation was fabricated, fictional, or untrue or an incident that happened in another facility at least six (6) months prior to being reported by the detainee/inmate.

PREA Incident Reviews

including where the allegation has not been substantiated, unless the allegation has been determined to be unfounded. Such review will ordinarily occur within thirty (30) days of the conclusion of the investigation. The review team will include upper-level management officials, with input from line supervisors, investigators, and medical or mental health practitioners. The Corrections Division will implement the recommendations for improvement, or document its reasons for not doing so.

Review Criteria:

1. Consider whether the allegation or investigation indicates a need to change policy or practice to better prevent, detect, or respond to sexual abuse;
2. Consider whether the alleged incident was motivated by race; ethnicity; gender identity; lesbian, gay, bisexual, transgender, or intersex identification, status, or perceived status; or gang affiliation; or was motivated or otherwise caused by other group dynamics at the facility;
3. Examine the area in the facility where the allegation occurred to assess whether physical barriers in the area may enable abuse;
4. Assess the adequacy of staffing levels in that area during different shifts;
5. Assess whether monitoring technology should be deployed or augmented to supplement supervision by staff; and
6. Prepare a report of its findings, including but not necessarily limited to determinations made pursuant to paragraphs (d)(1) through (d)(5) of this section, and any recommendations for improvement and submit such report to the facility head and PREA compliance manager.

Analysis/Corrective Action

None needed this reporting period.

PREA Activity

A table on the next page indicates the number of “Detainee/Inmate Against Detainee/Inmate”, “Staff Against Detainee/Inmate”, and “Detainee/Inmate Against Staff” reports that occurred each year.

PREA Report Findings

A table on the next page indicates the findings of the investigations into “**Detainee/Inmate Against Detainee/Inmate**” PREA allegations listed in the PREA Report Activity table on the preceding page.

A table on the next page indicates the findings of the investigations into “**Staff Against Detainee/Inmate**” PREA allegations listed in the PREA Report Activity table on the preceding page.

A table on the next page indicates the findings of the investigations into “**Detainee/Inmate Against Staff**” PREA allegations listed in the PREA Report Activity table on the preceding page.

PREA Activity				
January - December	Detainee/Inmate Against Detainee/Inmate Reports	Staff Against Detainee/Inmates Reports	Detainee/Inmate Against Staff Reports	Medical Intake Screening
2012	1	1	0	*****
2013	3	2	0	*****
2014	10	5	0	*****
2015	17	9	1	*****
2016	21	11	0	*****
2017	25	2	0	1
2018	20	14	1	0
2019	17	13	1	0
2020	19	3	1	1
2021	12	0	8	3

Detainee/Inmates Against Detainee/Inmate								
January - December	Substantiated	Unsubstantiated	Unfounded	Non-PREA	Ongoing	Other Facility	Out of Country	Non-Reportable
2012	0	0	1	0	0	*****	*****	*****
2013	0	1	0	2	0	*****	*****	*****
2014	1	0	5	4	0	*****	*****	*****
2015	4	7	1	3	2	*****	*****	*****
2016	0	8	3	1	0	8	1	*****
2017	6	4	4	6	0	4	0	*****
2018	0	2	3	8	2	4	1	*****
2019	0	1	2	2	1	2	0	9
2020	0	3	1	2	0	2	0	7
2021	1	3	0	3	0	0	0	5

Staff Against Detainee/Inmate								
January - December	Substantiated	Unsubstantiated	Unfounded	Non- PREA	Ongoing	Other Facility	Out of Country	Non- Reportable
2012	0	0	1	0	0	*****	*****	*****
2013	0	0	1	1	0	*****	*****	*****
2014	1	0	3	1	0	*****	*****	*****
2015	2	0	5	0	2	*****	*****	*****
2016	2	1	4	0	0	3	*****	*****
2017	0	1	0	0	0	1	0	*****
2018	0	3	7	1	0	2	1	*****
2019	0	0	3	0	0	3	0	7
2020	0	0	1	1	0	3	0	3
2021	2	0	6	0	0	2	1	0

Detainee/Inmate Against Staff								
January - December	Substantiated	Unsubstantiated	Unfounded	Non- PREA	Ongoing	Other Facility	Out of Country	Non- Reportable
2012	0	0	0	0	0	*****	*****	*****
2013	0	0	0	0	0	*****	*****	*****
2014	0	0	0	0	0	*****	*****	*****
2015	1	0	0	0	0	*****	*****	*****
2016	0	0	0	0	0	1	0	*****
2017	0	0	0	0	0	1	0	*****
2018	0	0	0	1	0	0	0	*****
2019	0	1	0	0	0	0	0	0
2020	0	0	0	0	0	0	0	1
2021	0	0	0	0	0	0	0	0